
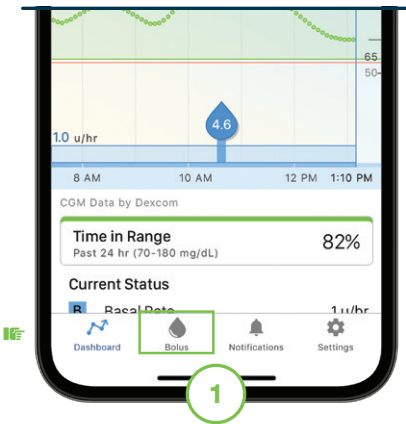


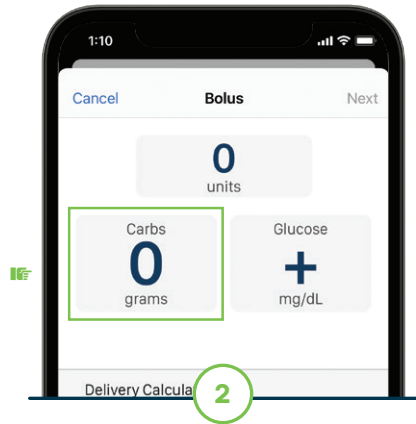
A compatible smartphone paired with the t:slim X2 insulin pump via an active *Bluetooth®* wireless connection is required to deliver a bolus with the t:connect mobile app.* Refer to the App Guide within the mobile app for information on compatible devices.



Note: These instructions are provided as a reference tool for pump users and caregivers who are already familiar with the use of an insulin pump and with insulin therapy in general. Not all screens are shown and some screens may vary depending on the user's smartphone model. For more detailed information on the operation of the t:connect mobile app, please refer to the appropriate section in the user guide.



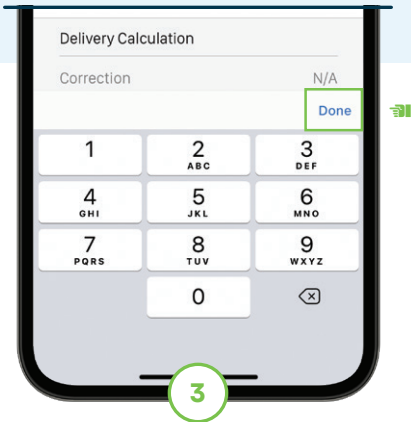
Tap **Bolus** from the Navigation bar.



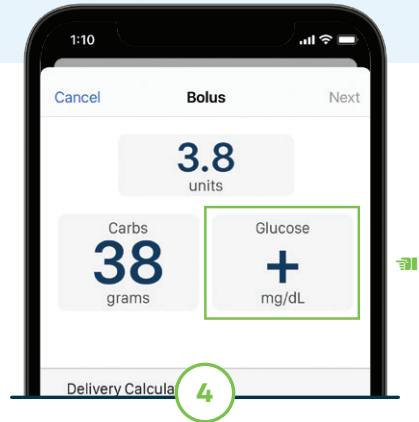
Tap **0 grams** to enter the carbs for the user's bolus.

Note: To deliver an extended bolus or quick bolus you must use the t:slim X2 insulin pump.

Note: If this area reads "units," the carb feature is turned off in the active Personal Profile.

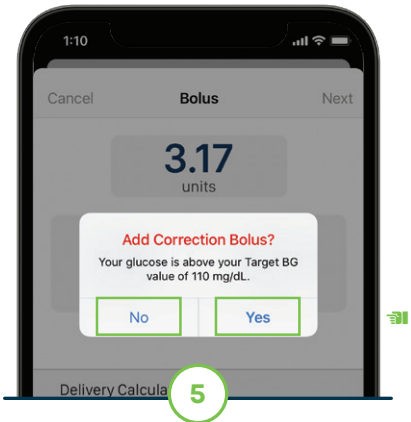


Enter desired value.
Tap **Done** to continue.

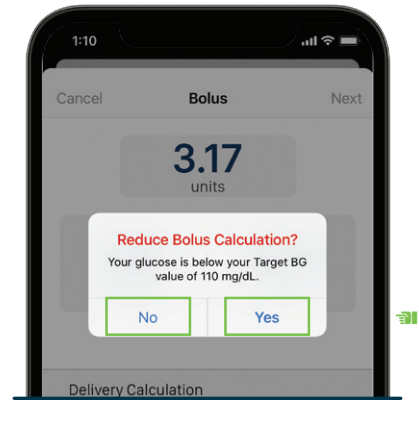


Tap **+ mg/dL** to enter the user's blood glucose (BG) and then tap **Done** to continue.

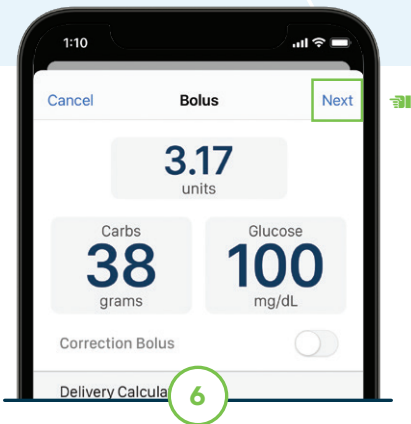
Note: If certain advanced features are being used, the current continuous glucose monitoring (CGM) reading may auto-populate to the bolus screen.



If a BG is entered that is greater than the target, the option to add a correction bolus will appear. Tap **Yes** or **No** to continue.

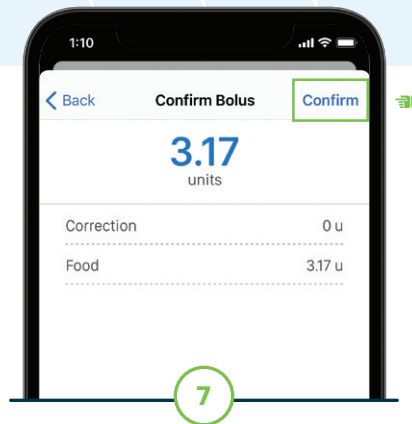


If a BG is entered that is less than the user's target, but greater than 70 mg/dL, the option to reduce the bolus amount will appear. Tap **Yes** or **No** to continue.



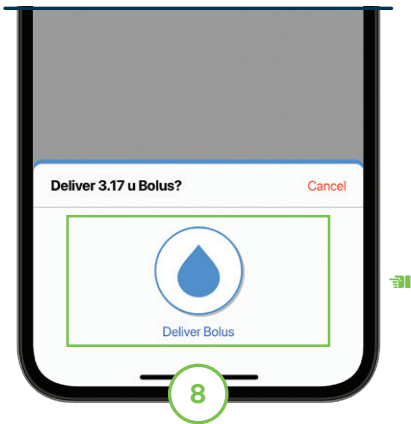
Tap **Next** (iOS) or the **Right Arrow** (Android) to continue.

Note: If a calculated bolus is larger than the Max Bolus setting, the bolus will be reduced. You can also override the bolus amount by tapping on the calculated units at the top of the screen.

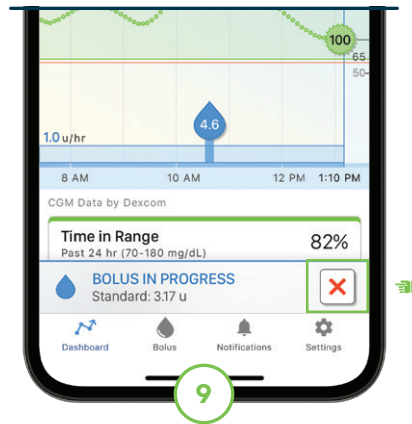




Verify the dose and tap **Confirm** (iOS) or **Checkmark** (Android) to continue.

Note: Calculations are based on preset insulin-to-carb ratios and correction factors, which may be set in Personal Profiles.



Tap **Deliver Bolus**. Use the smartphone's security feature to confirm the bolus request. A Bolus Confirmed screen will appear on both devices.

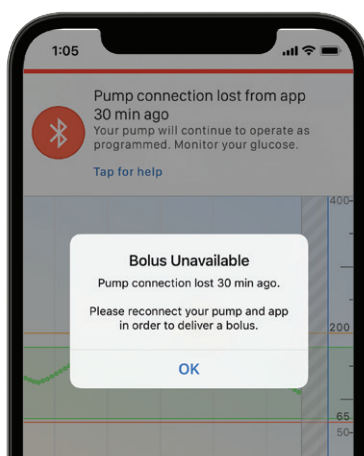


To cancel a bolus, tap  on the app dashboard or tap  on the pump's Home screen. Confirm the cancellation.

Bolus Feature Unavailable

If the user's smartphone becomes lost or damaged, or it loses Bluetooth connection with the pump for any reason, the user must rely on their pump for all therapy decisions, like checking status, or if needed, canceling a bolus.

▲ Warning: Do not ignore symptoms of high or low glucose. If the readings on the t:connect mobile app do not match the user's symptoms, check their pump display and confirm that it has an established Bluetooth connection with their smartphone.



* Bolus delivery from the t:connect mobile app requires a compatible smartphone model and operating system, an app update, a remote software update on the customer's t:slim X2 insulin pump and additional training.

Important Safety Information: RX ONLY. The t:slim X2 insulin pump with interoperable technology is an alternate controller enabled (ACE) pump that is intended for the subcutaneous delivery of insulin, at set and variable rates, for the management of diabetes mellitus in people requiring insulin. The pump is able to reliably and securely communicate with compatible, digitally connected devices, including automated insulin dosing software, to receive, execute, and confirm commands from these devices. The pump is indicated for use in individuals six years of age and greater. The pump is intended for single patient, home use and requires a prescription. The pump is indicated for use with U-100 insulin only. Users of the pump must: be willing and able to use the insulin pump and all other system components in accordance with their respective instructions for use; test blood glucose levels as recommended by their healthcare provider; demonstrate adequate carb-counting skills; maintain sufficient diabetes self-care skills; see healthcare provider(s) regularly; and have adequate vision and/or hearing to recognize all functions of the pump, including alerts. The t:slim X2 pump, and the CGM transmitter and sensor must be removed before MRI, CT, or diathermy treatment. Visit tandemdiabetes.com/safetyinfo for additional important safety information.

t:connect mobile app: The feature set available within the t:connect mobile app is dependent on the pump software version and the compatible smartphone's model and operating system (OS).

- The **Display and Data Upload** feature set provides a secondary display of pump and continuous glucose monitoring (CGM) information, including display of your pump alerts and alarms, and enables wireless uploading of pump and CGM data to the Tandem cloud through an internet or wireless data connection. Standard carrier data rates may apply.
- The **Bolus Delivery plus Display and Data Upload** feature set additionally allows users to request, stop, and cancel a bolus on the pump from the t:connect mobile app. At least one smartphone security setting must be enabled to utilize the Bolus Delivery feature of the t:connect mobile app.
- **WARNING:** Always rely on your pump to make therapy decisions when using a smartphone that is incompatible with the Bolus Delivery feature.
- **PRECAUTIONS:** Always rely on your pump to make therapy decisions if using a smartphone that is incompatible, the smartphone is lost or damaged, or the smartphone loses Bluetooth® connectivity with your pump. Important pump alerts and alarms are only received as app notifications when enabled and the app is either active or running in the background.

© 2023 Tandem Diabetes Care, Inc. All rights reserved. Tandem Diabetes Care, the Tandem logo, t:connect, and t:slim X2 are either registered trademarks or trademarks of Tandem Diabetes Care, Inc. in the United States and/or other countries. The Bluetooth® wordmark and logos are registered trademarks owned by Bluetooth SIG, Inc. and any use of such marks by Tandem Diabetes Care is under license. Android is a trademark of Google LLC. ML-1008363_C

