

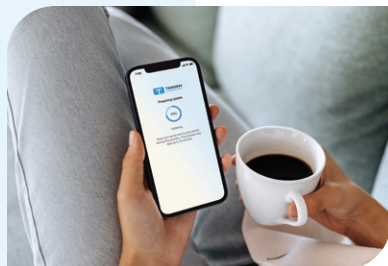


TANDEM MOBI SYSTEM

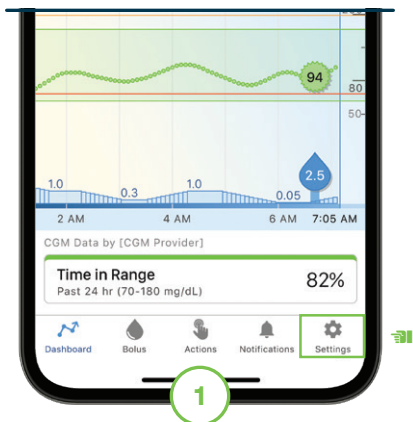
Update Pump Software



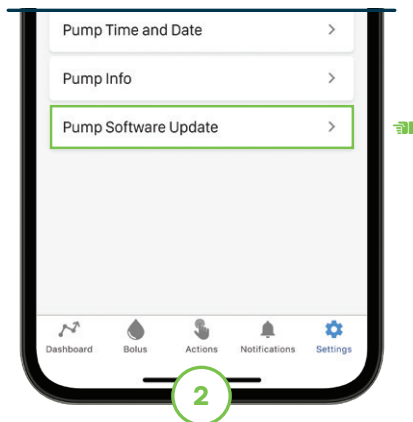
These instructions will show users how to remotely update their Tandem Mobi system with new features.



Note: These instructions are provided as a reference tool for pump users and caregivers who are already familiar with the use of an insulin pump and with insulin therapy in general. Not all screens are shown. For more detailed information on the operation of the Tandem Mobi system, please refer to its user guide.



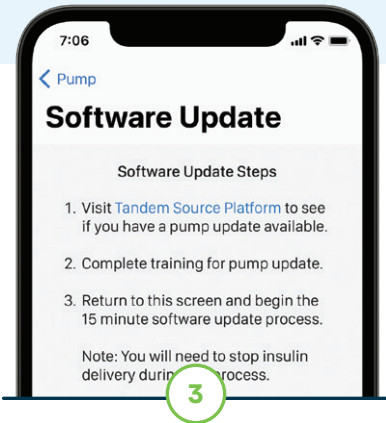
From the Navigation bar, tap **Settings** and then **Pump**.



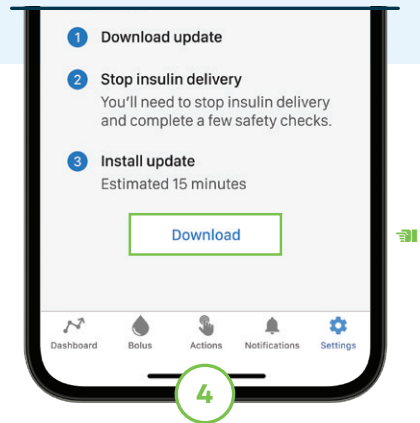
Tap **Pump Software Update**.

The Checking Eligibility screen will appear to confirm update availability.

Note: The system uses device authentication to ensure data security and patient confidentiality.

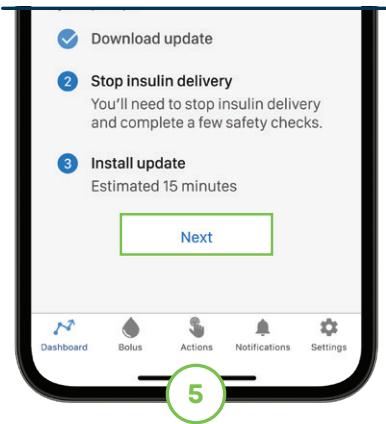


If the required preliminary steps have been completed, skip to Step 4. Otherwise, tap **Go to Tandem Source** to complete all required steps

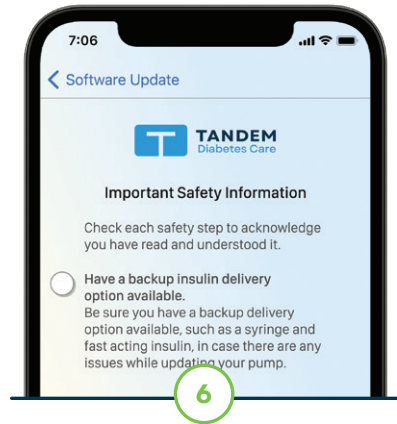


Tap **Download**.

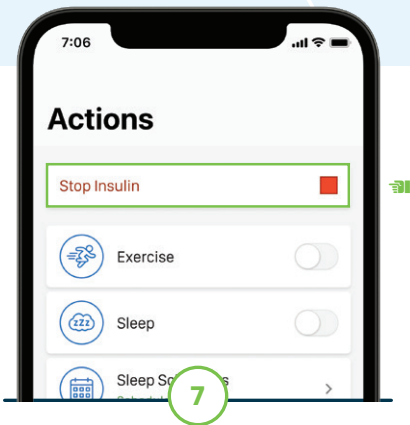
The mobile app will begin to download the software update for the pump.



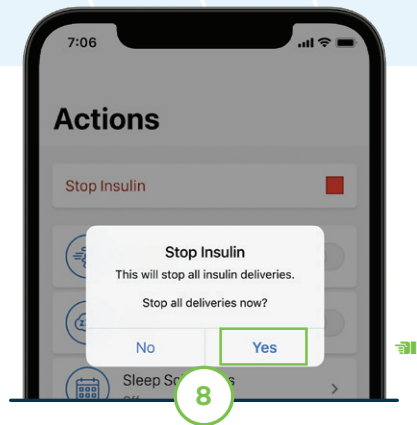
Once the download is complete, tap **Next** to continue.



Tap the circle next to each safety step to acknowledge guidance. Tap **Next** to continue.

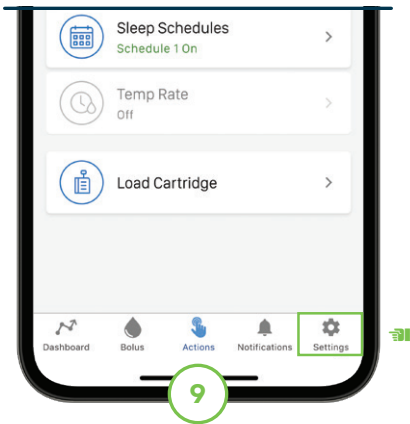


A Stop Insulin Delivery screen will appear. To follow guidance, tap **Actions** from the Navigation bar and then **Stop Insulin**.

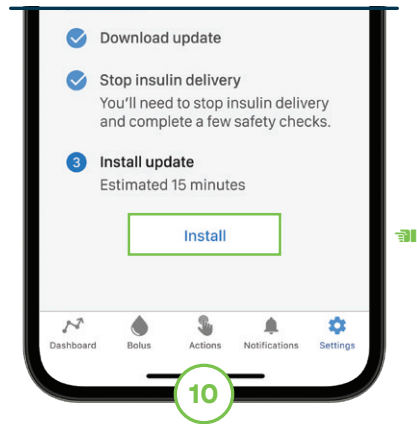


Tap **Yes** to confirm that insulin deliveries will be stopped.

Warning: Disconnect the infusion set from the user's body.



From the Navigation bar, tap **Settings** to return to the software update process.

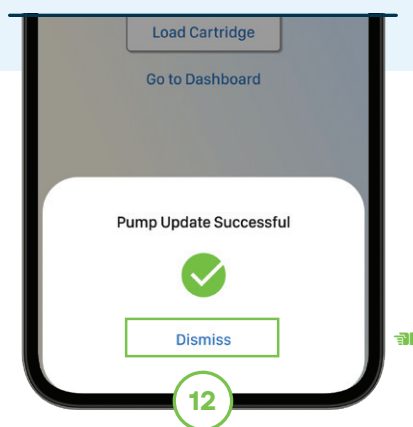


Tap **Next** to continue. On the next screen, tap **Install** and then **Install & Restart**.

Flip to back to continue →



The software update will begin. Keep the pump next to the smartphone during this process.



Once the software update is successful, tap **Dismiss**.

Note: The cartridge will need to be reset before insulin delivery can be resumed. Tap Load Cartridge on the screen to do this now, or tap Go to Dashboard to do this later.



Pump Tip: If there was an active CGM sensor session before the update process was started, that CGM sensor session will need to be resumed.

Important Safety Information: RX ONLY. **Indications for Use:** Tandem Mobi system: The Tandem Mobi insulin pump with interoperable technology (the pump) is intended for the subcutaneous delivery of insulin, at set and variable rates, for the management of diabetes mellitus in persons requiring insulin. The pump is able to reliably and securely communicate with compatible, digitally connected devices, including automated insulin dosing software, to receive, execute, and confirm commands from these devices. The pump is intended for single patient, home use and requires a prescription. The pump is indicated for use in individuals 6 years of age and greater.

Warning: Do not use the Tandem Mobi insulin pump before consulting with your healthcare provider. Incorrect settings can result in over-delivery of insulin (which could lead to hypoglycemia) or under-delivery of insulin (which could lead to hyperglycemia). Visit tandemdiabetes.com/safetyinfo for additional important safety information.

The Tandem Source platform is intended for use by individuals with diabetes mellitus who use Tandem Diabetes Care insulin pumps, their caregivers, and their healthcare providers in home and clinical settings. The Tandem Source platform supports diabetes management through the display and analysis of information uploaded from Tandem insulin pumps.

© 2024 Tandem Diabetes Care, Inc. All rights reserved. Tandem Diabetes Care, the Tandem logo, Tandem Mobi, and Tandem Source are either registered trademarks or trademarks of Tandem Diabetes Care, Inc. in the United States and/or other countries. All third-party marks are the property of their respective owners. ML-1014115_A

